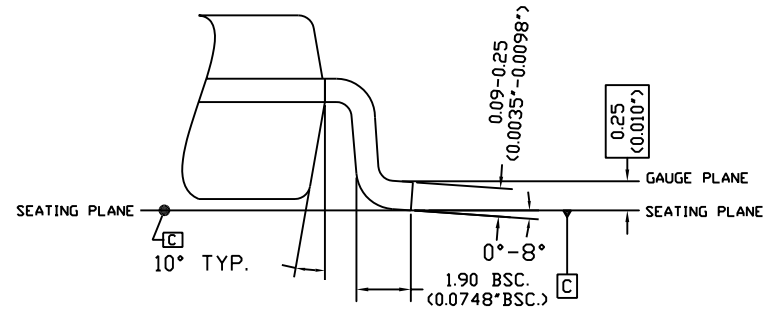
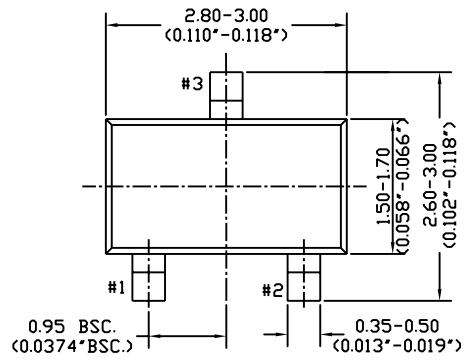
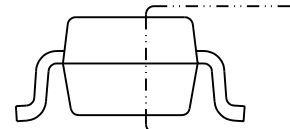
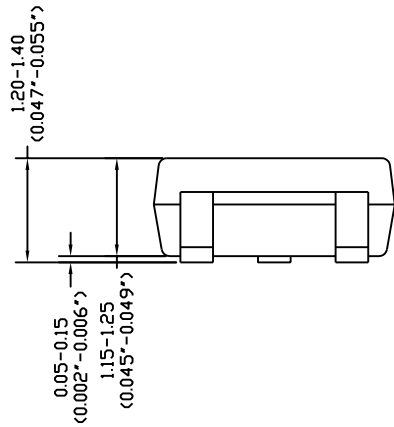


REV	DESCRIPTION	DATE
A	ORIGINAL ISSUE	JUN 06'00.
B	ADD DIMENSION INCH	JAN 26'01



VIEW A



Note : SEE VIEW A

1. Controlling dimensions : millimeters. Converted inch dimension are not necessarily exact.
2. Dimension D does not include mold flash, protrusions or gate burrs. Mold flash, protrusion or gate burrs shall not exceed 0.15 mm (0.006") per side.
3. Dimension E1 does not include interlead flash or protrusion. Interlead flash or protrusion shall not exceed 0.15 mm per side.



DRAWN BY: PICHEST
CHECKED BY: NATAPORN
APPROVED BY: THANAPONG
APPROVED BY: VIRAT

TITLE: SC59,3LEAD PACKAGE OUTLINE DRAWING		
DATE : FEB 14'01	REF. NO. :	SCALE : NTS
DWG. NO. E003P0-01	REV. B	SHEET 1 OF 1